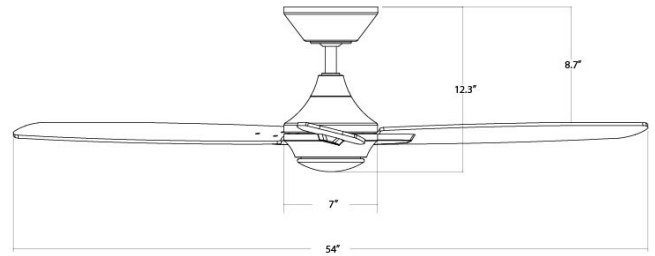


BLITZEN

F-060L

54" Ceiling Fan

WAC SMART FANS



PRODUCT DESCRIPTION

A sleek design incorporated with advanced technology and flexible control solutions defined. Blitzen is available in three finishes—Matte Black, Matte White and Brushed Nickel. A deluxe smart ceiling fan for fine interiors and exteriors.

FEATURES

- 6 fan speeds through both Summer and Winter Modes
- Silent DC motor
- Luminaire cover not included
- Includes remote control with wall cradle (RC20-WT)
- Wall control for 3, 4-way control sold separately
- Compatible with WAC app \$9.95 per fan + applicable tax

AIRFLOW/ENERGY EFFICIENCY

Weighted-Average/High Airflow CFM:	4102/6034
Weighted-Average/High Energy Use (W):	18/31.5
Estimated Yearly Energy Cost (\$):	\$5.62
High Efficiency (CFM/W):	192
Max RPM:	167

ORDER NUMBER

Model	Housing	Blade
F-060L	BN <i>Brushed Nickel</i>	TT <i>Titanium Silver</i>
	MB <i>Matte Black</i>	MB <i>Matte Black</i>
	MW <i>Matte White</i>	MW <i>Matte White</i>

F-060L-__

Example: F-060L-MB

*This fan comes uni-pack - blade select options are not available

* Range results may vary based on application and surroundings.

SPECIFICATIONS

Construction:	Steel, Plywood
Blade:	14° Pitch, 54" sweep
Downrod:	3/4"W X 6"H included
Mounting Slope:	Up to 32°
Wire:	80"
Hanging Weight:	16.50 lbs
Total Power:	44.5W
Standards:	UL/cUL Damp Location listed, Title 24 JA8-2016 Compliant, Title 20 Compliant, Energy Star Rated
Motor Type:	120 x 20 sensorless DC motor

WIRELESS PERFORMANCE

Wi-Fi Range:	Up to 150 ft*
Bluetooth Range:	Up to 150 ft*

LUMINAIRE PERFORMANCE

Light Source:	LED
Light Wattage:	13W
Lumens/Delivered Lumens:	1100/502
Dimming:	Integrated
CRI:	90
Color Temperature:	3000K
Rated Life:	50,000 hours

The WAC app synchronizes seamlessly with smart home devices you already own








waclighting.com
Phone (800) 526.2588
Fax (800) 526.2585

Headquarters/Eastern Distribution Center
44 Harbor Park Drive
Port Washington, NY 11050

Central Distribution Center
1600 Distribution Ct
Lithia Springs, GA 30122

Western Distribution Center
1750 Archibald Avenue
Ontario, CA 91760

OPTIONAL ACCESSORIES

<p>Bluetooth Wall Control</p>		<p>WC20-</p>	<p>WT White</p>	<p>Control fan speed and light brightness, and switch between Summer and Winter Modes. Additional Wall Controls can be purchased separately for multiple location control.</p>
<p>Bluetooth Remote Control</p>		<p>RC20-</p>	<p>WT White</p>	<p>Control fan speed and light brightness, and switch between Summer and Winter Modes. Compatible with WAC Smart Fans. Includes easy-to-install wall cradle and batteries.</p>
<p>Downrod</p>		<p>DR12- 12IN DR18- 18IN DR24- 24IN DR36- 36IN DR48- 48IN DR60- 60IN DR72- 72IN</p>		<p>All our downrods are 1" O.D. and are threaded on the motor end to create an extra layer of security and allow for adjustments in the field.</p>
<p>Downrod Couplers</p>		<p>DC-</p>	<p>BN Brushed Nickel MB Matte Black MW Matte White</p>	<p>Connects two downrods together.</p>
<p>Sloped Ceiling Kit</p>		<p>SC-</p>		<p>Designed to accommodate buildings with steeper sloped ceilings up to 45o or 12/12 pitch.</p>

Examples: Wall Control - **WC20-WT**, Remote Control - **RC20-WT**, Downrod - **DR12-BN**, Downrod Coupler - **DC-MB**, Sloped Ceiling Kit - **SC-MW**

SUGGESTED DOWNROD HEIGHT USAGE

Ceiling Height	15'	14'	13'	12'	11'	10'	9'
Downrod	72"	60"	48"	36"	24"	18"	12"

SLOPED CEILING DEGREE CONVERSION CHART

Degree	4-8°	9-13o	14-17o	18-21o	22-25o	26-29o	30-32o	33-35o	36-38o	39-41o	42-44o	45o
Ceiling Slope	1/12	2/12	3/12	4/12	5/12	6/12	7/12	8/12	9/12	10/12	11/12	12/12
Pitch	pitch	pitch	pitch	pitch	pitch	pitch	pitch	pitch	pitch	pitch	pitch	pitch

Supplied mounting brackets allow mounting on ceiling slopes up to 30° (7/12 pitch). Optional slope kit allows mounting on ceilings up to 45° (12/12 pitch). The receiver will mount inside canopy up to 45°.

NOTE: Recommended maximum downrod length of 72" with 80" lead wire